

About Free Version

The latest version of compiler is always available for download from our website. It is a fully functional software with all the libraries, examples, and comprehensive help included. You can also download a separate manual in PDF format, provided for printing.

In Demo version, hex output is limited to the SMALL memory model (64K of program words). Although it may sound restrictive, this margin allows you to develop practical, working applications without ever thinking of the demo limit. If you intend to develop *really* complex projects in compilers, then you should consider purchasing the license key.

Note: This license key is valid until you reformat your hard disk. In case you have to format your hard disk, you should request new activation key. Still, you can reinstall your Windows operating system without formatting the hard drive - the license key will still be valid.

Note: Please keep the activation program in safe place. Every time you upgrade compiler you should start this program again in order to reactivate the license.

Support

If you have any questions about the activation of the compiler, visit our support forums at www.mikroe.com/forum/

If you are experiencing problems with any of our products or you just need additional information, please let us know:

CONTACT US:

mikroElektronika

Voice: + 381 (11) 30 66 377, + 381 (11) 30 66 378

Fax: + 381 (11) 30 66 379

Web: www.mikroe.com

E-mail: office@mikroe.com

Obtaining and Activating the License Key

Quickstart Guide

MIKROELEKTRONIKA
SOFTWARE AND
HARDWARE
SOLUTIONS FOR THE
EMBEDDED WORLD

Step 1

After you have completed the payment procedure, start the compiler, and select **Help > How to Register** from the drop-down menu. Fill out the registration form (figure to the right), select your distributor, and click the Send button.

If you don't have e-mail client installed on your computer you can use any web-mail client to send us your Name, Last Name, Company (optional), Product key and name of the product you wish to request activation key.

How to register

After you have made the payment you can request your activation key by filling out the following form

Name: John
Last Name: Smith
E-Mail: johnsmith@website.com
Company (Optional): Electronics Company, Inc.
Order Number or Invoice Number (Optional):
Product Key: 535A-646675-766D5D-5B60

Select your distributor:

- mikroElektronika
- Lextronic
- BreadBoarding
- Mediak32010
- DonTronics
- Creative Electronics & Automation
- HTE d.o.o.
- LOGING ELECTRONICS d.o.o.
- TIGAL.COM
- Inware
- Electronic Center d.o.o.
- Smart Electronics Ltd
- Microtechnica Corporation
- Microport Computer
- Belsi Biskim
- Circuit-ED
- IGF LINK

Please, select the distributor from which you have purchased your copy of mikroC for RSC4XXX

If this registration data does not get automatically pasted into your e-mail message please paste it manually from here:

I have made the payment and I wish to request activation key for mikroC for RSC4XXX

Name: John
Surname: Smith
Company: Electronics Company, Inc.
Order Number or Invoice Number:
E-Mail: johnsmith@website.com
Product key: 535A-646675-766D5D-5B60

Step 2

Clicking the Send button will start your default e-mail client with message ready for sending. Review the information you have entered, and add the comment if you deem it necessary. Please do not modify the subject line or the layout of information.

Upon receiving and verifying your request, we will send the license key to the e-mail address you specified in the form.

mikroC for RSC4XXX Registration

File Edit View Insert Format Tools Message Help

Send Cut Copy Paste Undo Check Spelling Attach Priority Sign

To: joffice@mikroelektronika.co.yu
Cc:
Subject: mikroC for RSC4XXX Registration

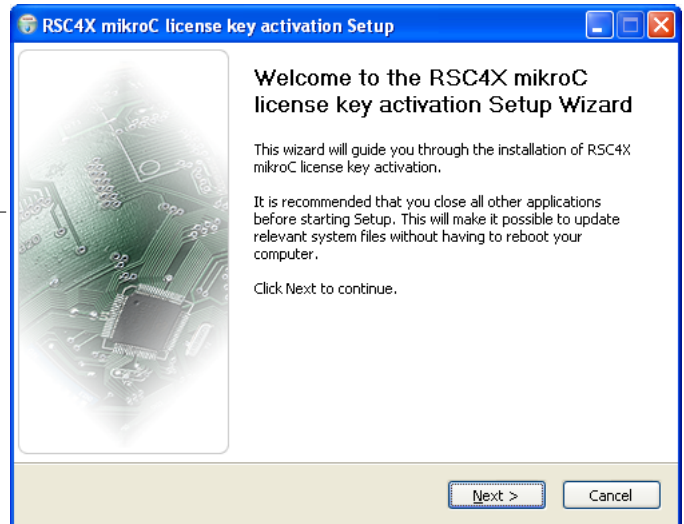
I have made the payment and I wish to request activation key for mikroC for RSC4XXX

Name: John
Surname: Smith
Company: Electronics Company, Inc.
Order Number or Invoice Number:
E-Mail: johnsmith@website.com
Product key: 535A-646675-766D5D-5B60

Step 3

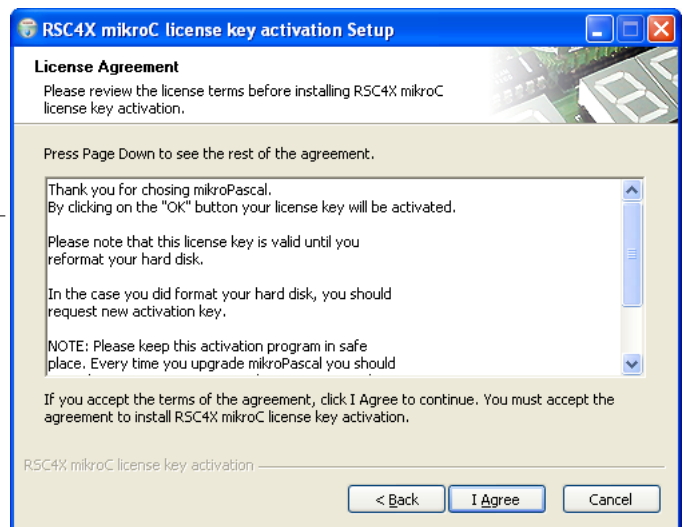
License key comes as a small autoextracting file – just start it anywhere on your computer in order to activate your copy of compiler and remove the demo limit. You do not need to restart your computer or install any additional components. Also, compiler does not have to be running at the time of activation.

Double click the file and the following welcome screen will appear. Click “Next” to proceed with the activation.



Step 4

In the following window, you will be asked to review the License Agreement. If you understand and accept the stated terms, click “I Agree” to proceed.



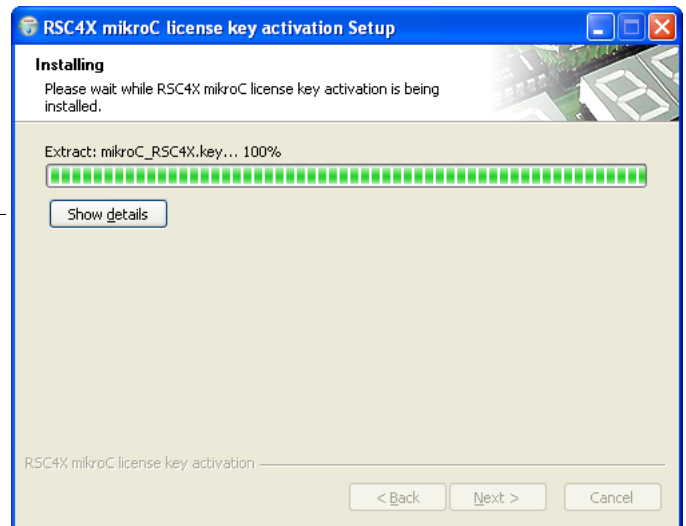
Obtaining and Activating the License Key

Quickstart Guide

MIKROELEKTRONIKA
SOFTWARE AND
HARDWARE
SOLUTIONS FOR THE
EMBEDDED WORLD

Step 5

Activation process itself takes less than a few seconds.



Step 6

Your compiler has been activated and the demo limit removed. Click "*Finish*" to confirm.

Now you will be able to use the program to its full potential. We hope that you will find programming in our compiler enjoyable.

